



ZagTrader

GLOBAL MARKETS PLATFORM

An Integrated Ecosystem

Corporate Presentation

YOUR TRUSTED FINTECH INFRASTRUCTURE PARTNER

Empowering Banks, Brokers, and Fintech's Since 2009

17+ Years of Proven Success

Trusted by global financial institutions to power digital brokerage, trading, and investment operations.

Global Reach. Local Expertise. Active in 25+ countries with access to 200+ markets and exchanges.

2M+ Users | \$500B+ AUM | 5M+ Daily Transactions

Scalable, secure, and battle-tested in real financial markets.

Built for the Future of Finance

Bridging traditional finance with next-gen digital assets and blockchain offerings.



ZagTrader

One Platform. Endless Possibilities.

Trading | Custody | Compliance | Risk | Clearing
All integrated

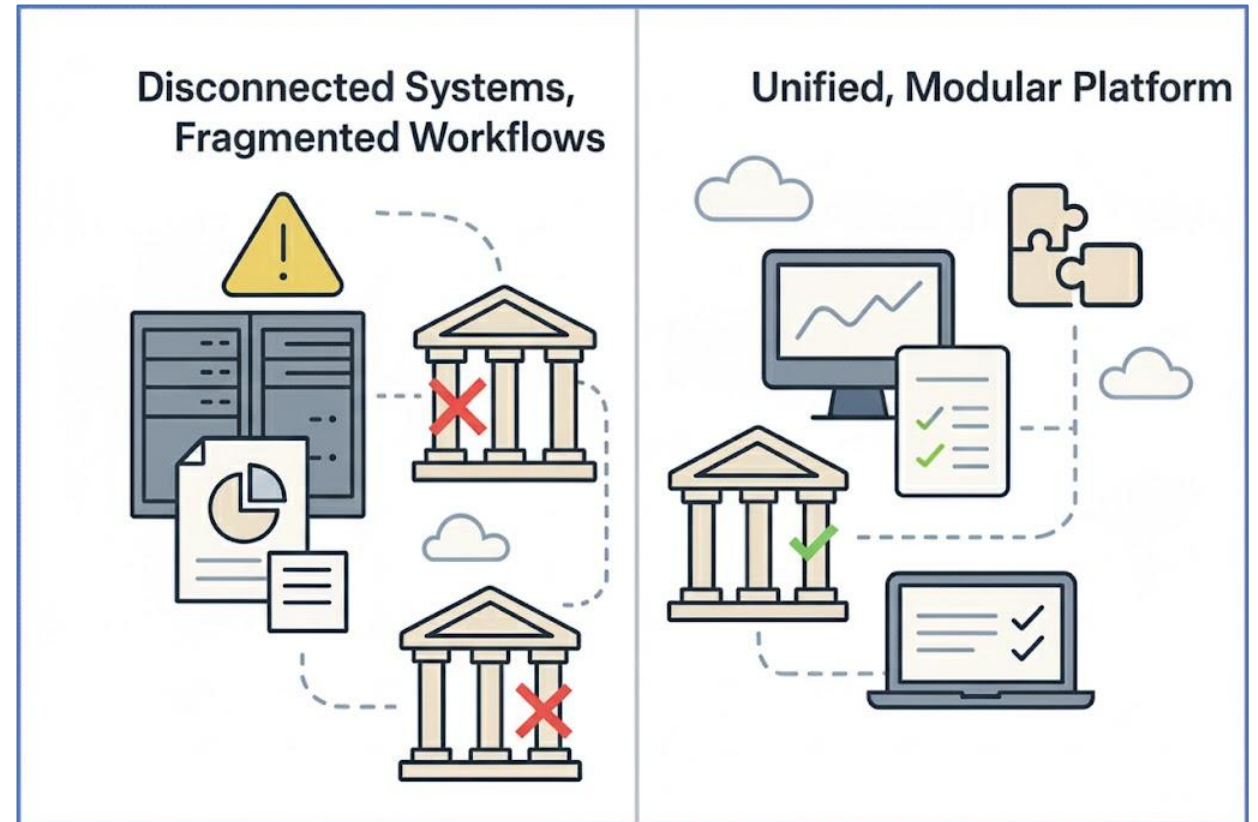
FROM MARKET PARTICIPANT TO REGIONAL POWERHOUSE

You already have the brand. ZAG gives you control.

You Have	Now You Can
Scale	Create new asset classes
Trust	Become the region's liquidity hub
Clients	Onboard the market through your rails
Access	Define trading hours, not follow them
Ambition	Launch prime brokerage for MENA
Teams	Lead the private market revolution
Agility	Act faster than a startup

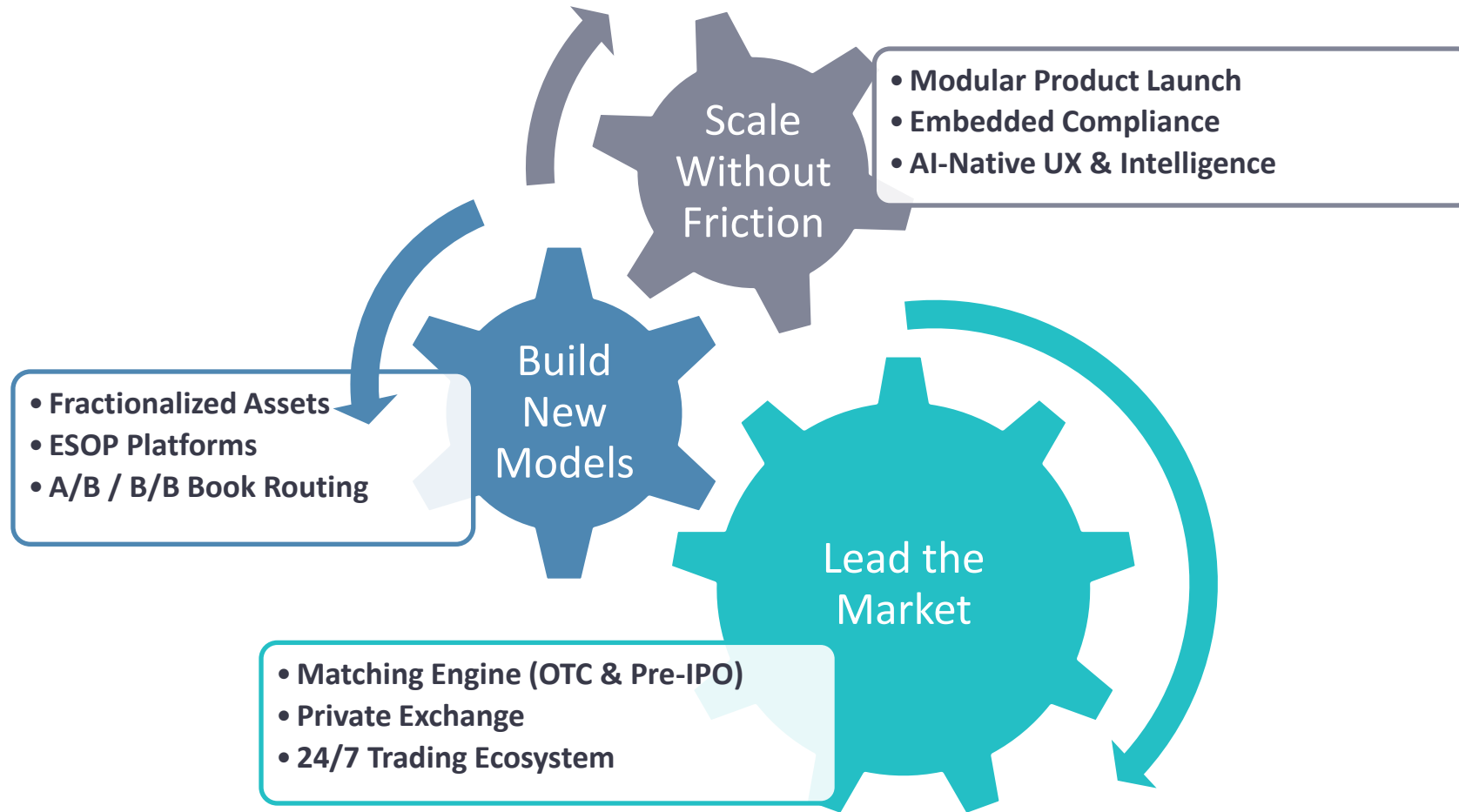
DISCONNECTED SYSTEMS, FRAGMENTED WORKFLOWS

- Legacy systems = multiple vendors, manual processes, high operational risk
- Difficult to scale, innovate, and meet regulatory compliance
- ZagTrader bridges the gap with a unified, modular platform



ONE PLATFORM. INFINITE MOVES.

The infrastructure for where you're meant to lead.



You won't just respond to the market, you'll shape it.

LAUNCH INTERNAL MATCHING ENGINE

- Match institutional flows, structured products, pre-IPO shares, and OTC trades
- Enables Financial Institutions to operate like an exchange for non-listed assets, secondary markets and real-world assets



INTRODUCE PRE- AND POST-MARKET TRADING HOURS

- Use internal liquidity to allow extended-hours trading
- Gives clients the ability to trade before or after Tadawul's market hours




BECOME A REGIONAL LIQUIDITY CENTER

- Host and distribute your own structured products and pricing
- Act as the preferred liquidity provider to regional institutions and HNWI platforms



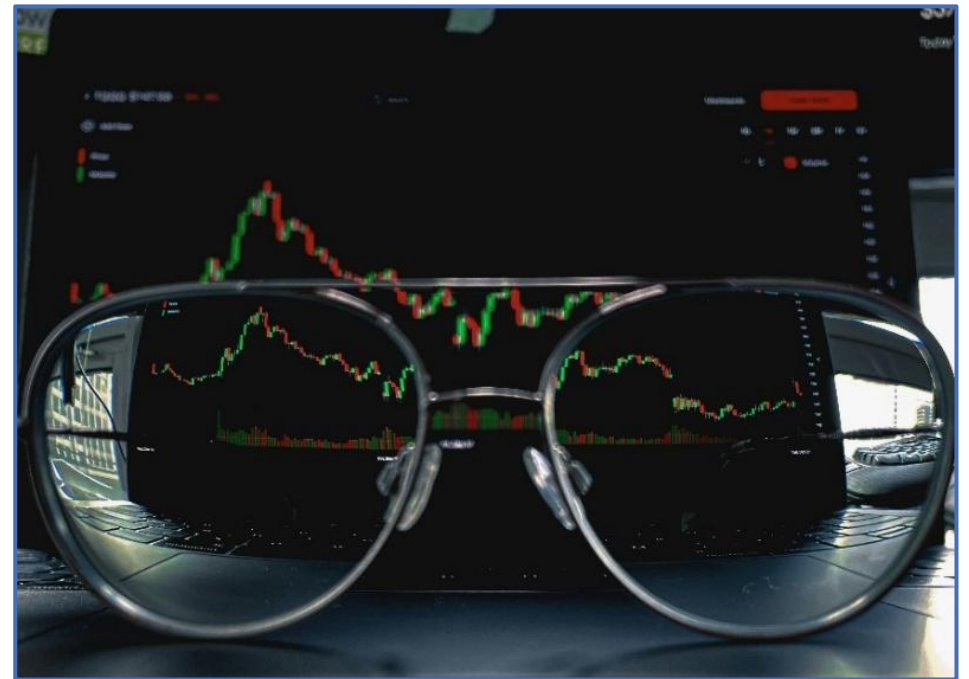
EMBED AI, COMPLIANCE, AND CUSTOM UX

- Automate onboarding, KYC, and risk scoring
- Power client interactions with smart insights and paper trading demo modes
- AI Agents to create virtual employees with predefined actions and roles.



PRIME BROKERAGE CAPABILITIES

- Provide regional hedge funds, asset managers, and corporates with access to margin, custody, and execution in one place
- Compete with international powerhouses on availability, technology, visibility and execution



OFFER FRACTIONALIZED PRODUCTS

- Equities, sukuk, funds, and structured products can be fractionalized
- Lowers ticket sizes, expands retail participation, and enhances liquidity




CONSOLIDATE ALL SYSTEMS INTO ONE: SIMPLIFY

- Replace fragmented tech stack with a unified, modular platform
- Reduces cost, risk, and complexity — boosts agility



CONTROL YOUR ECOSYSTEM

- Eliminate counter-party risk, enable modular launches of new services and asset classes
- Shift from reactive to proactive innovation

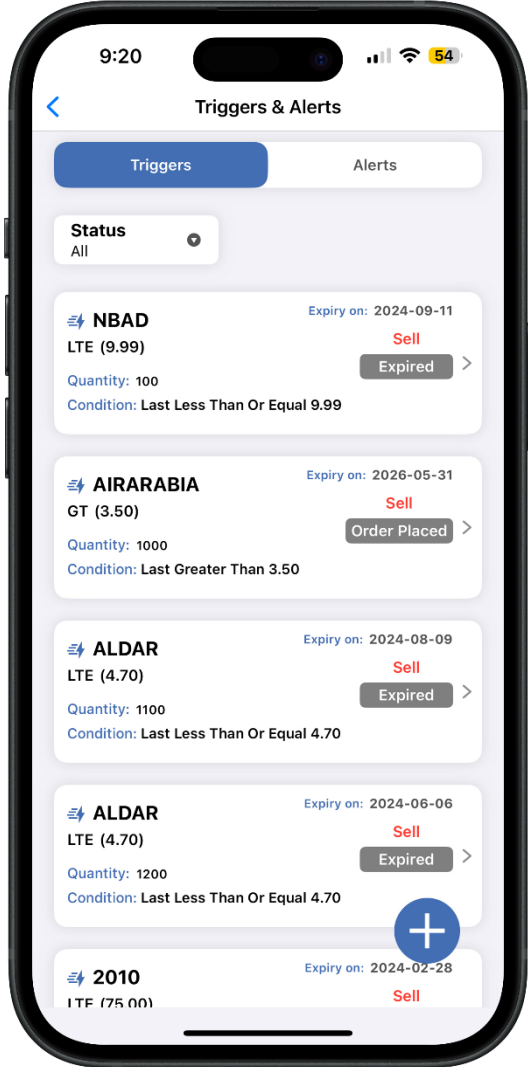
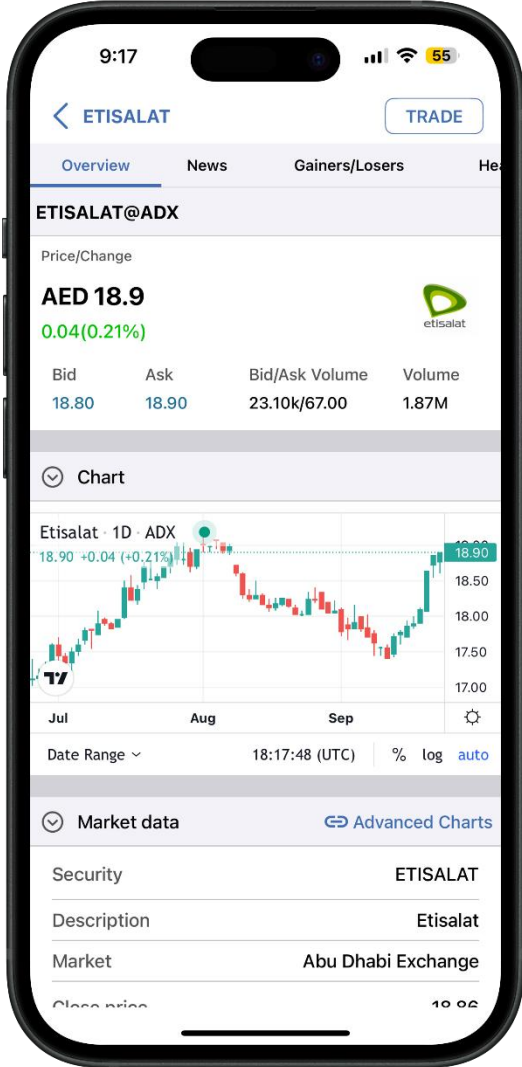
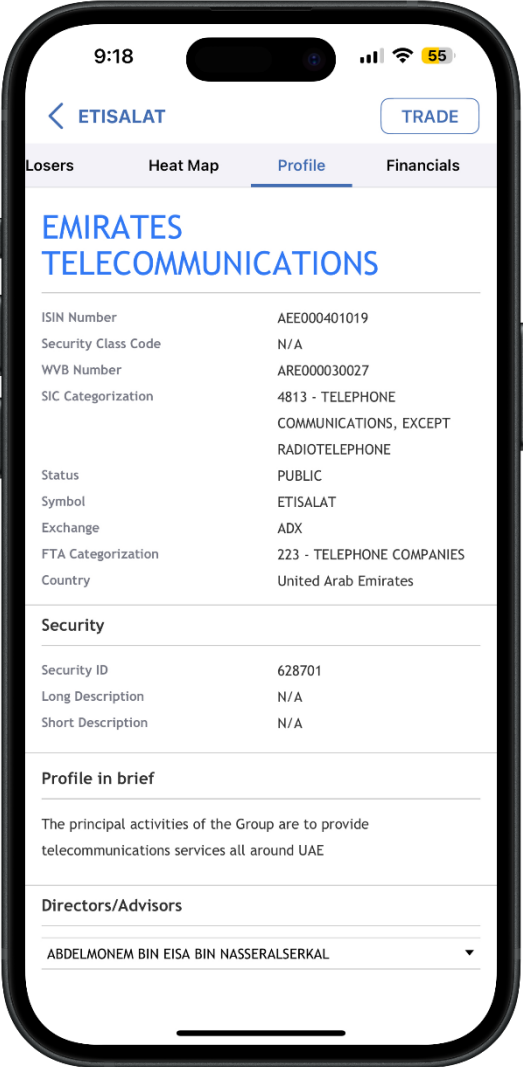
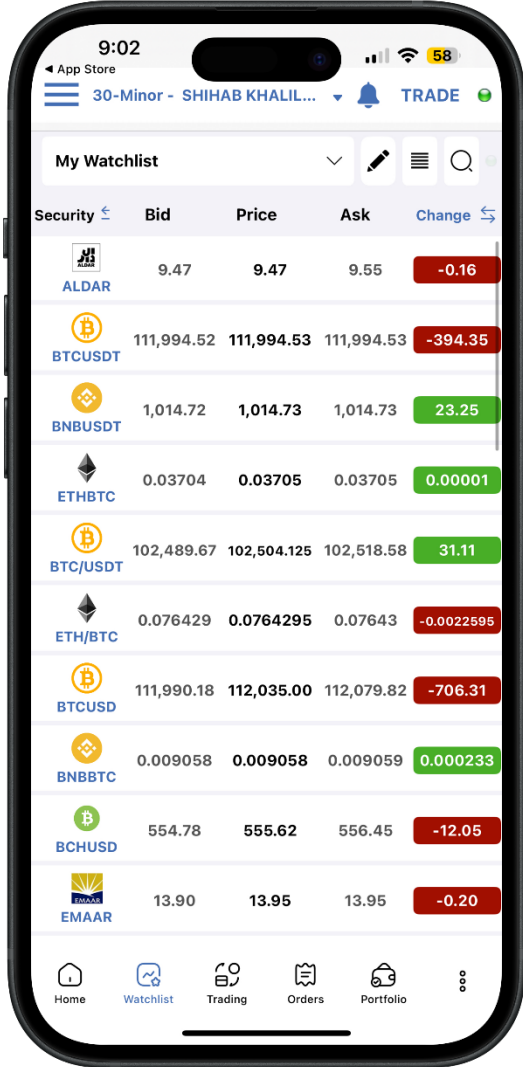


LAUNCH YOUR OWN PRIVATE EXCHANGE INFRASTRUCTURE

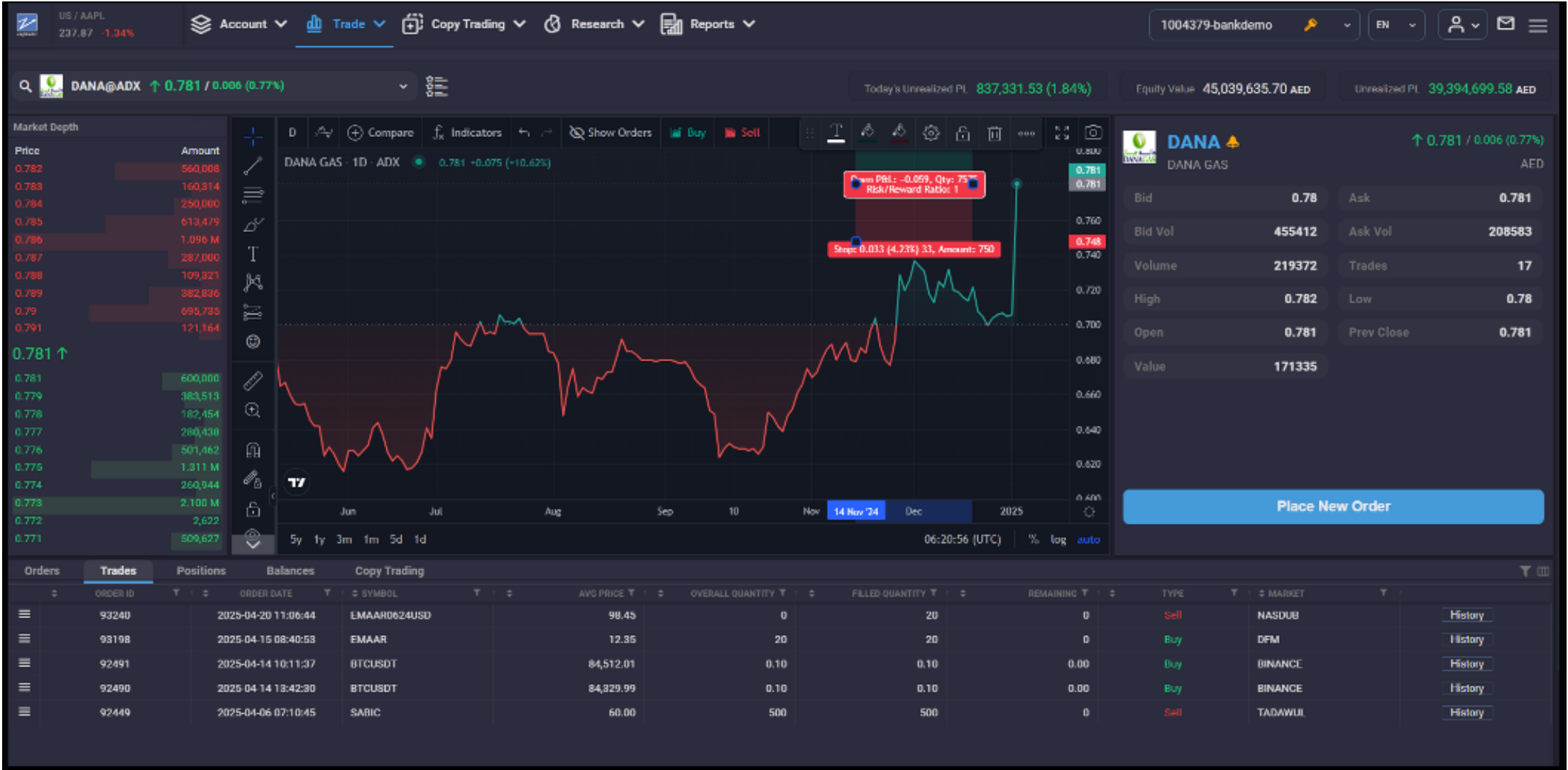
- Digitally onboard issuers, manage auctions, and match trades
- White-label capabilities for corporate clients and family offices



INNOVATIVE AND POWERFUL FRONT END



INNOVATIVE AND POWERFUL FRONT END



AI AT THE CORE

Positions

MSFT US	1,501	622,915
Microsoft Corpo...	Avg 334.87	120,274.08
	Bid 415.01	23.93%
NBAD	200	2,860
National Bank of...	Avg 18.5	-840
	Bid 14.28	-22.91%
NBK	109,400	104,805,200
National Bank O...	Avg 990.0909	-3,510,745.45...
	Bid 958	-3.24%
NVDA US	140	19,877.2
NVIDIA Corp - Or...	Avg 901.49	-106,331.4
	Bid 142.51	-84.25%
SABIC	41,700	2,506,170
Saudi Basic Indu...	Avg 92.23	-1,339,677.62
	Bid 60.1	-34.83%
TSLA US	11,830,974	3,794,429,98...
Tesla Inc - Ordin...	Avg 0	3,794,426,67...
	Bid 320.72	114,855,589....
TSLA US	750	240,540
Tesla Inc - Ordin...	Avg 0	240,540
	Bid 320.72	0%
Depository	Quantity	Value / PL
Portfolio		15,691,769,813.1 AED
Total P/L		14,141,835,502.97 AED

Position Analysis

X.AI Open.AI

Position Analysis: USR30_SABIC (TADAW...

Position Summary

The client's position in SABIC is a long position, as indicated by the positive quantity. The stock is currently trading at a price below the average cost, resulting in an unrealized loss. Below is a summary table of the key holdings details:

Metric	Value	Description
Symbol	SABIC	The ticker symbol for Saudi Basic Industries Corp.
Quantity	41,700 shares	Positive quantity confirms a long position.

Ask a question about this Position ..

Send

Position Analysis

X.AI Open.AI

Position Analysis: USR30_SABIC (TADAW...

[9:54:32 AM] Analyze this position held by an investor or trader, and provide a summary, insight and analysis.

[9:54:32 AM]

Below is a detailed analysis of the client's position in SABIC (Symbol: 2010), based on the provided holdings data and historical price data. This analysis focuses on summarizing the current position, providing insights into historical performance, and offering key metrics for evaluation. As per the guidelines, this is purely analytical and does not include any trade recommendations.

Position Summary

The client's position in SABIC is a long position, as indicated by the positive quantity. The stock is currently trading at a price below the average cost, resulting in an unrealized loss. Below is a summary table of the key holdings details:

Ask a question about this Position ..

Send

Position Analysis

X.AI Open.AI

Position Analysis: USR30_SABIC (TADAW...

Insights from Historical Data

The historical closing prices for SABIC span from May 7, 2024, to May 5, 2025, providing a year-long view of price movements. Key observations include:

Overall Trend: The stock price started at 80.70 SAR on May 7, 2024, and declined to 60.10 SAR by May 5, 2025, indicating a general downward trend over the period. This decline has contributed to the unrealized loss in the position.

Volatility: Prices exhibited fluctuations, with periods of recovery (e.g., peaks around 80.90 SAR in May 2024) followed by declines (e.g., lows around 59.60 SAR in May 2025). This suggests intermittent volatility, potentially influenced by market conditions.

Recent Performance: In the last three months of the data (from February 2025 to May 2025), prices continued to trend lower, with multiple instances of closing below 65 SAR, aligning with the current price and exacerbating the loss relative to the average cost.

Detailed Analysis

Ask a question about this Position ..

Send

SOME OF OUR CLIENTS & PARTNERS

Our platform has been critical contributor to the success of many institutions

EXCHANGES & PARTNERS



BROKERS



BANKS



FI's & MM*



* Stands for Financial Institutions and Market Makers

BEYOND SOFTWARE—A STRATEGIC PARTNER

- Dedicated onboarding, training, and support teams
- Extensive customization and localization options
- Continuous innovation in AI, ESG, Tokenization, and embedded wealth



CONTACT DETAILS

www.ZagTrader.com



ADDRESS

Block 3, G12, Dubai Knowledge Park, Dubai, UAE



CONTACT INFORMATION

sales@ZagTrader.com



TELEPHONE

Office Phone: +971-4-434-7473